



# AlphaDroid EZ-MO Broad Markets Momentum Index

## The Four Things We Believe Investors Want Most

<b>Bull Markets</b> Own a set of momentum leaders	<b>Bear Markets</b> Own a set of defensive leaders
<b>Tax Efficiency</b> By trading within an IRA or an ETF	<b>Full Automation</b> Skip the screen and simplify life!

## ETF Design Paradigm Shift

While most Indexes focus on a slice of the market, such as sectors, factors, or themes, *our indexes are complete, self-contained tactical portfolio management systems* that evaluate dozens of ETFs each month seeking the best portfolio of *The Four Things investors want most.*

## Summary Description:

During Bull markets, the EZ-MO Broad Markets Momentum Index selects a portfolio of three ETFs comprising the Momentum Leaders of each of its three underlying strategies: SPY-Defender, QQQ Defender, and Global Defender. During faltering Bull markets, the Index further considers the momentum of a [Defensive Backstop](#) strategy intended to provide a performance floor for the Momentum Leader selection process. During Bear markets, as determined by [StormGuard-Armor](#), the Index employs a [Bear Market Strategy](#) that seeks to avoid risk and secure a positive return by selecting Momentum Leaders from among a selection of bond, treasury, gold, and other defensive ETFs.

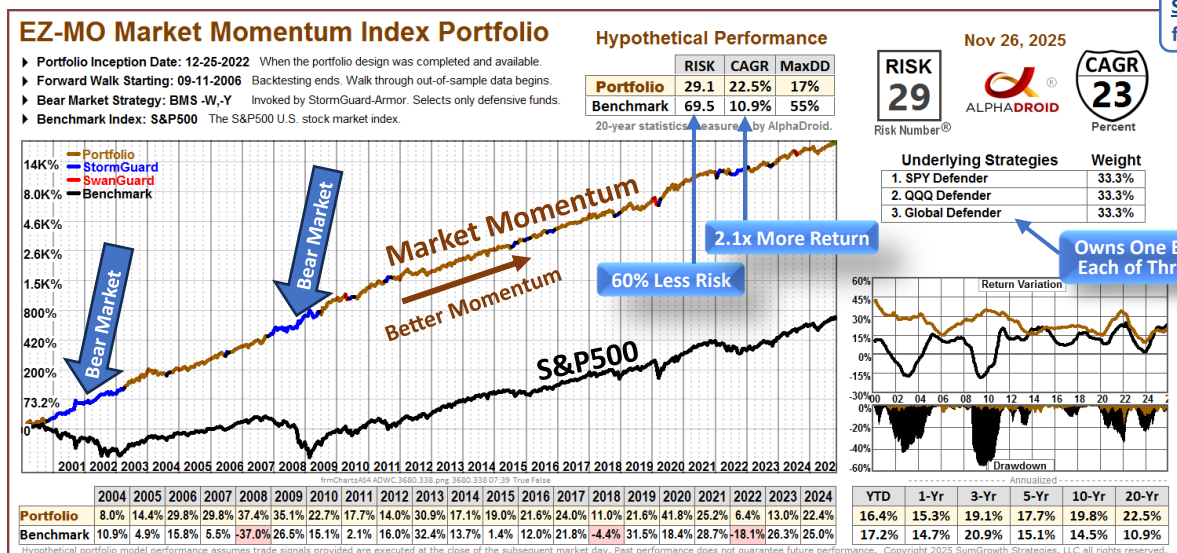
## Temporal Portfolio Theory:

Our technology, [Temporal Portfolio Theory](#), employs the cross-disciplinary sciences of Matched Filter Theory and Differential Signal Processing – the same technologies that enable WiFi, USB, iPhones, and digital TV to perform so well. [AI Fuzzy Logic](#) and [AI Feedback Loops](#) further improve the model's defensive and adaptive performance.

## Ways to Maximize Tax Efficiency:

There are two ways to achieve maximum tax efficiency when trading this Index. (1) Trade the Index within an IRA account using either of the [SectorSurfer](#) or [AlphaDroid](#) platforms. (2) Buy an ETF that tracks this Index. Provided that the tracking ETF is held for at least one year, only the long-term capital gains tax rates will apply at the time of sale. The short-term momentum trades executed internally to the ETF employ the [exchange-in-kind](#) rules to classify them as non-taxable events thus permitting returns to compound tax-deferred until sold, similar to an IRA.

[See Index Page Online for Underlying Charts.](#)



# Other Technical Information

[View Index Methodology](#)

[View Essential Videos](#)

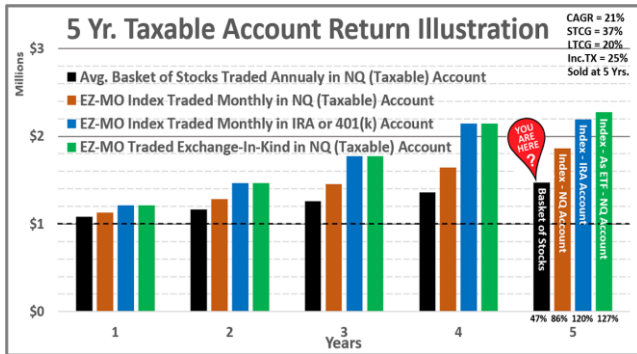
## Market Momentum Competitive Landscape



### The EZ-MO Index Speaks for Itself

The primary problem with the performance of most momentum funds in the industry is its fixation on employing the antiquated "momentum factor" noise filter, which is typically defined as the 12-mo. simple moving average of the returns. It is both far from optimum in its simplistic shape and fails to adapt to the character of the funds or the mood of the market. Please see the video "[Which Trend is My Friend](#)" to learn more about this topic.


## IRA-Like Tax Deferral in Any Account



### Get LTCG Tax Rates in a Taxable Account

EZ-Indexes often make short-term momentum and defensive trades seeking to own leaders and avoid laggards. While tax-deferred IRA and 401(k) accounts have changed the game for active traders, **NQ (taxable) accounts can also provide tax-deferred growth** by employing ETF [exchange-in-kind](#) principles! The chart and [spreadsheet](#) illustrate how it's better to actively trade an Index like EZ-MO (with or without exchange-in-kind tax benefits) than it is to annually (and belatedly) trade an average basket of stocks.

## Setting Better Short-Term Expectations



### Investment Understanding Confirmation

The purpose of this document is to help everyone better understand that the shorter-term character of this portfolio is naturally quite different from its longer-term averages. Patience is a good thing! Although momentum is not always reliable in the short term due to ever-evolving world events, over the long term it is still the most reliable performer. This document opens as a web page and may optionally be converted to a PDF for your records or sharing with others.

[Get Expectations Document](#)

## A Few Ways to Invest



AlphaDroid is the performance leader among subscription-based momentum strategy design and management platforms for **Investment Advisors**.

### Import EZ-MO to AlphaDroid

1. Create a new Portfolio.
2. Click its purple **P** icon.
3. Enter **EZ-MO** in search box.
4. Select the **EZ-MO** portfolio.
5. Click "Use Selected" to import.



SectorSurfer is the performance leader among subscription-based momentum strategy design and management platforms for **individual investors**.

### Import EZ-MO to SectorSurfer

1. Create 3 new Strategies.
2. Click each blue **S** icon.
3. Find each Strategy in list.
4. Select and Import Strategy.
5. [Create a Portfolio for them.](#)



**Note:** Tracking ETFs will not perfectly mirror the underlying indexes due to execution timing and expenses. Carefully read the ETF materials provided.

[See More Info](#)



### NOTICE AND DISCLAIMER:

The AlphaDroid EZ-MO Market Momentum Index was finalized in December 2024. Data before the inception date is back-tested data (i.e. calculations of how the index might have performed over that time had the index existed) and is for illustrative purposes only and thus does not represent the performance of a specific investment product. For underlying ETFs not in existence during the timeframe referenced, proxy benchmark returns are used. General assumptions include: One would have been able to purchase the securities recommended by the model, and the markets were sufficiently liquid to permit all trading for a particular trading volume. Changes in these assumptions may have a material impact on the back tested returns presented. No representations and warranties are made as to the reasonableness of the assumptions. Backtested results do not reflect actual trading or the effect of material economic and market factors and may not reflect the impact that certain economic or market factors may have had on the decision-making process. Actual performance may differ significantly from back tested performance as they may not include the effect of transaction costs, management fees, performance fees, or expenses. Neither SumGrowth, Inc. nor its AlphaDroid automated investment analysis tool provides financial investment advice specific to anyone's life situation. SumGrowth, Inc. is not a registered investment advisor. This information should not be relied upon as investment advice or a recommendation by SumGrowth, Inc. regarding the suitability for anyone of the AlphaDroid EZ-MO Market Momentum Index or any security that may track it. Past performance does not guarantee future results. Losses can and will occur over time when markets behave unfavorably. AlphaDroid, SectorSurfer, AlphaSheet, SumGrowth, True Sector Rotation, StormGuard-Armor, Polymorphic Momentum, and Temporal Portfolio Theory are trademarks of SumGrowth, Inc. Copyright August 2025 by SumGrowth Strategies, all rights reserved.